

## CLOTHESPIN CREATURE

With simple materials you can find around the house, make a creature that does one very lifelike move very well.


### MATERIALS

Collect these materials:

1. One clothespin for each creature you make
2. A glue gun or bottle of glue
3. Craft supplies, including colored paper or thin sheet foam, googly eyes, markers...
4. Scissors!



### RECIPE




1. Look at how the clothespin works, and think about what kind of creature parts you could attach to each pin, so that opening and closing the clothespin will make the creature come alive.



2. Maybe a snapping one-eyed monster....




3. We'll do a broken heart (aw...) First, cut out the overall shape of the creature, and use markers to color it in, or draw a face or eyes or other body parts.




4. Depending on what kind of behavior you want the creature to have, decide where and how to cut the shape into two pieces, and draw the outline on the shape. For example, if you are making a chomping creature, draw a scary mouth line across the shape. Then make the cut.


**Frankenstein200 puts players in the middle of the action in a story where Mary Shelley's classic tale collides with modern science. Learn more, and see more hands-on activities like this one at [WWW.FRANKENSTEIN200.ORG](http://WWW.FRANKENSTEIN200.ORG)**




5. Use stiff construction paper to make two flanges for attaching each part to the clothespin. Start by cutting two rectangles, the width of the clothespin, and about 1" long.



6. Glue half the length of each rectangle to the top and bottom of the opening end of the clothespin. When the glue is set, fold each rectangle at a right angle, away from the clothespin. Voila! your flanges.



7. Glue the back of each piece to the front side of the flange. Make sure to line up the pieces so that when the clothespin is closed, the shape looks right.



8. When the glue is set, open and close the clothespin to make your creature move!

Did you make a clothespin creature? Share it with us, and see what others have made at [WWW.FRANKENSTEIN200.ORG](http://WWW.FRANKENSTEIN200.ORG)